



Configurable, Ergonomic Optical Inspection System

4K Digital Microscope powered by INSPECTIS®

- Premium imaging quality available in two industrial grade form factors, U30 and U30s
- Ultra HD 8.3 megapixel 30fps camera for careful inspection of fine detail
- Superior 30:1 zoom lens with fast auto-focus and iris control
- Pre-calibrated optics with zoom tracking and direct camera control in INSPECTIS® software
- Designed for outstanding optical performance at entire field of view
- Options include 500mm, and 1000mm extended working distance, 3000mm extended cable, ESD-protected housing, hermetic sealed housing, and a built-in laser pointer options



"Ultra Resolution, Ergonomic, Endlessly Versatile!"

Designed for ergonomic use

Inspectis Ultra HD digital microscopes provide relief to eyes, neck and shoulders through the unique ergonomic design and 228 mm free working distance. By allowing operators to sit comfortably in a good working position, their inspection tasks can be carried out more efficiently.



U30, All-in-alone 4K system with advanced remote control


Thanks to its sensitive image sensor and superior optics, U30/U30s provide astonishing sharp images of the objects with minimum glare and colour fringes at entire field of view.



The system's standard optics produces ~ 2 - 60x magnification (28" monitor). If further magnification is needed, a wide range of diopter Macro Lenses can be added to magnify up to 178x.

Inspectis digital microscopes offer true ease of use with minimal interaction needed with controls and settings. All basic parameters such as zoom, brightness and colour levels can be controlled by the user through on-board buttons on top of the device.

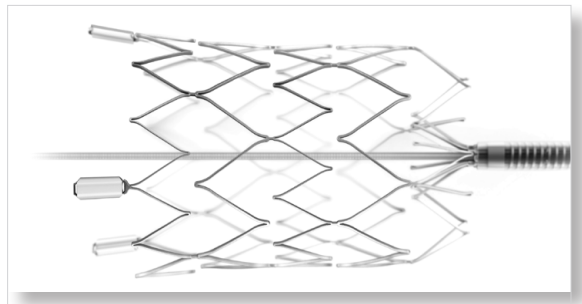
An optional built-in laser pointer aims at the area of interest and assists in locating it on the screen.



Electronics IC, x5 Zoom, 10x Mag.



Micro mechanics, x7.6 Zoom, 12x Mag.



Medtech, x20 Zoom with +5 Macro, 64x Mag.



Forensic, x20 Zoom, 31x Mag.

"Optimised for accurate inspection of Medical Devices"


Making optical inspection enjoyable

Connect a U30 digital microscope to a 4K UHD display or your PC via Inspectis' plug-&-play USB3.0 or PCIe converter and take advantage of the astonishing image resolution, high contrast, true colours at 1:30x zoom range in your optical inspection work.

The Inspectis U30 and U30s digital microscopes can significantly reduce the time you spend on inspecting parts compared with other optical visual systems.



- 1:30x Zoom Optics
- AutoFocus
- On board Controls
- Aluminium Housing
- HDMI Digital Output
- Red Laser Pointer
- Modular Design
- ESD Protected
- Stable Stands
- USB3.0/PCIe Captures
- Wide range of accessories
- Advanced Remote Controllers



The Inspectis 4K Digital Microscopes are available in two basic models:

U30, an all-in-one, plug-and-play system with integrated aluminium stand and built-in adjustable white LED illumination.

U30s, a stand-alone, totally configurable system with a variety of mounting solutions. Select between any of Inspectis' Boom type, XY-type or Articulated arm stands.



U30 with Antistatic body



U30s with Single-arm Boom Stand

“Designed according to Industry Standards”

System Specifications

System:

| | |
|-------------------------|---|
| Video Output | Ultra HD 2160p/30, switchable to Full HD 1080p/60 |
| Imager | 8.5 Mpixels. 3840(H) x 2160(V) 16:9 format. Progressive scan CMOS image sensor |
| Pixel Size (resolution) | 1.62 µm x 1.62 µm |
| I/O Ports | HDMI video output, 5P MiniDin Power input, 8P MiniDin External Remote Control |
| On-board Control | Zoom, Iris, Auto Focus on/off, White Balance, 4K to Full HD format swap. |
| External Remote Control | Zoom, Iris, Manual/Auto Brightness, Manual/Auto Focus, White Balance, Picture Quality Mode, Display Text, Haircross overlay, Image Rotate, Image Freeze, Memory Save/Recall (2 pcs), Foot-switch, Video Output Format and Frame Rate. |
| Illumination | Integrated Long-life 18x ultra bright pure white LEDs with direction adjustment (U30 model). Optional Ringlight (U30s model) |
| Storage Environment | -20° - +60°C, 20 - 95% RH, non-condensing |
| Operating Environment | -5° - +40°C, 20 - 95% RH, non-condensing |
| Size, Weight U30 | 395 x 240 x 360 mm including metal base, 4.5 kg. including metal base |
| Size, Weight U30s | φ 86.5 x 137mm exclusive cable. 0.78 kg. excluding cable and stand |

Optics:

| | |
|-------------------------------------|--|
| Optical system | 30x Zoom with Auto Focus and Iris Control |
| Working distance | 228 mm (from lens to object at maximum zoom factor) |
| Magnification x1-x30 zoom factor | ~ 2.0x ~ 60x on 28" monitor (~ 192x with +10 macro lens) |
| Field of View at x1-x30 zoom factor | ~ 297 x 167 mm to ~ 9.9 x 5.6 mm (~ 3.2 x 1.8mm with +10 lens) |
| Laser pointer | Red LED with automatic through-optics alignment |




Ordering numbers Inspection Systems:

| Item name | Order No. | | |
|---|-----------|---|-------------|
| Inspectis U30, 4K 2160p Digital Microscope, Integrated Stand, LED, HDMI | HD-015 | Ring Light White LED with detachable diffuser | HD-024-B |
| Inspectis U30s, 4K 2160p Digital Microscope, Modular, HDMI | HD-016 | Polarization filter set for Ring Light, 67mm | HD-024-P-U |
| With Antistatic housing | * -E | Ring Light UV 365-375nm wavelength LED | HD-025 |
| With Laser Pointer | * -L | 4K HD USB3.0 Capture with software Basics | HD-043 |
| | | 4K HD USB3.0 Capture with software Pro | HD-044 |
| | | 4K HD USB3.0 Capture with software ProX | HD-044-PX |
| | | 4K HD PCIe Capture | HD-035 |
| | | XY Floating Board, Antistatic | HD-028 |
| | | XY Floating Board with position lock, Antistatic | HD-028-L |
| | | Tilt Board, Antistatic | HD-029 |
| | | Single-arm Boom stand | HD-060 |
| | | Double-arm Boom Stand | HD-070 |
| | | Articulated-arm Boom Stand | HD-080 |
| | | Rack-&-Pinion Fine Focusing module | HD-090 |
| | | Track stand, Large Base with focusing WD 35-410mm | HD-210-LB-E |
| | | XY-travel Stand, In-line / Table-top | HD-170/180 |
| | | Aluminium carrying case | HD-040 |
| Remote Camera Control, Advanced Adjustments | HD-020 | | |
| Foot switch for Remote Camera Control | HD-027 | | |
| Macro lens +3 diopter, 67mm (Achromatic) | HD-038 | | |
| Macro lens +5 diopter, 67mm (Achromatic) | HD-039 | | |
| Macro lens +10 diopter, 67mm (Achromatic) | HD-123 | | |
| Inspectis High Magnification lens +28 diopter | HD-142 | | |
| Inspectis High Magnification lens +56 diopter | HD-143 | | |
| Lens protection filter, 67mm | HD-098 | | |

Ordering numbers optional Accessories:

Reseller:



Germany
ATEcare Service GmbH & Co. KG
 Kirchbergstrasse 21
 D - 86551 Aichach
 +49 8131 318 575 120
 info@atecare.com

Switzerland
ATEcare Alexander Hoertner
 Friedhofweg 5
 CH - 9434 Au SG
 +41 71 740 10 90
 info@atecare.net

www.atecare.de



Quality of Inspection

Inspectis Optical Systems
 Stockholm, Sweden

www.inspect-is.com
info@inspect-is.com