

UHD Digital Microscope U50s

Newest 4K60 Technology!




4K/60fps Digital Microscope Powered by INSPECTIS®

Configurable, High-Resolution Optical Inspection

 **INSPECTIS**

Quality of Inspection


SPECIFICATIONS



U50s with Slider-plate Stable Stand and Ring Light for High-Magnification Applications



U50s with Track Stand, Floating Board and Ring Light for Advanced Optical Inspection




Stent, x25 Zoom, 62x Magnification



Forensic, x8 Zoom, 15x Mag.



Coffee beans, x10 Zoom, 25x Mag.




Capacitor, x15 Zoom, 37x Mag.

Parameter	Value
Video Output	4K 2160p, 60 frames per second, 8.4Mp
Optical System	x50 Zoom, Auto Focus and Iris Control. x25 optical and x2 digital with 3D noise reduction
Magnification (on 28" monitor)	2.5x to 124x with stanard lens. Up to 1730x with +56 diopter lens.
Field of View	245mm at x1 zoom, 4.9mm at x50 zoom, 0.35mm at x50 with +56 diopter lens
Working Distance	225mm with standard lens. 18mm with +56 diopter lens
I/O Ports	HDMI2.0 video output, 5P MiniDin power input, 8P MiniDin for communication
External Remote Control	Zoom, Iris, Manual/Auto Brightness, Manual/Auto Focus, White Balance, Clarity filter, Contrast, Picture Quality Mode, Display Text, Crosshairs overlay, Image Rotate, Image Freeze, Memory Save/Recall (2 pcs), Foot-switch.
Size, Weight	φ 86.5 x 160mm exclusive cable. 0,88 kg. excluding cable and stand



Reseller: _____



Germany
ATEcare Service GmbH & Co. KG
 Kirchbergstrasse 21
 D - 86551 Aichach
 +49 8131 318 575 120
 info@atecare.com

Switzerland
ATEcare Alexander Hoertner
 Friedhofweg 5
 CH - 9434 Au SG
 +41 71 740 10 90
 info@atecare.net

www.atecare.de

INSPECTIS

Quality of Inspection

Inspectis Optical Systems
 Stockholm, Sweden

www.inspect-is.com
info@inspect-is.com

